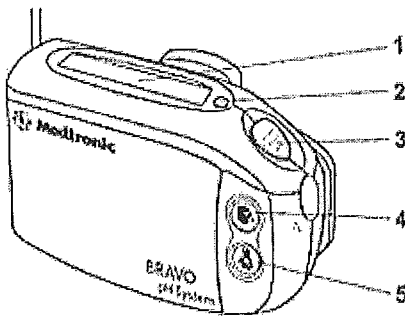


How to Operate the Receiver




The Bravo pH Receiver is an ambulatory data recorder for monitoring gastroesophageal pH. The device stores data from Bravo pH capsules for periods up to 48 hours. Once the pH study is completed, you return the receiver to your physician, so he or she can upload the data and diagnose your condition.



1. **Display:** displays current time and optional pH readings.
2. **Indicator Light:** illuminates for 3 seconds, when the symptom button is pressed.
3. **Heartburn Button:** press this button, when experiencing heartburn.
4. **Regurgitation Button:** press this button, when experiencing regurgitation.
5. **Chest Pain Button:** press when experiencing chest pain

Using the Receiver

The Receiver provides three symptom buttons. You simply press the correct buttons anytime during a pH study, when you experience Heartburn, Regurgitation, or Chest Pain.

-  Heartburn
-  Regurgitation
-  Chest Pain

Using the Patient Diary

Patients record meals, and user-defined periods in a paper diary (or in the sample diary found on this website). Use the clock on the Receiver's display to note start and end times. User-defined periods allow patients to record a period of time, when they are engaged in an activity that they believe may affect the pH readings, such as smoking, exercising, coughing, or wheezing.